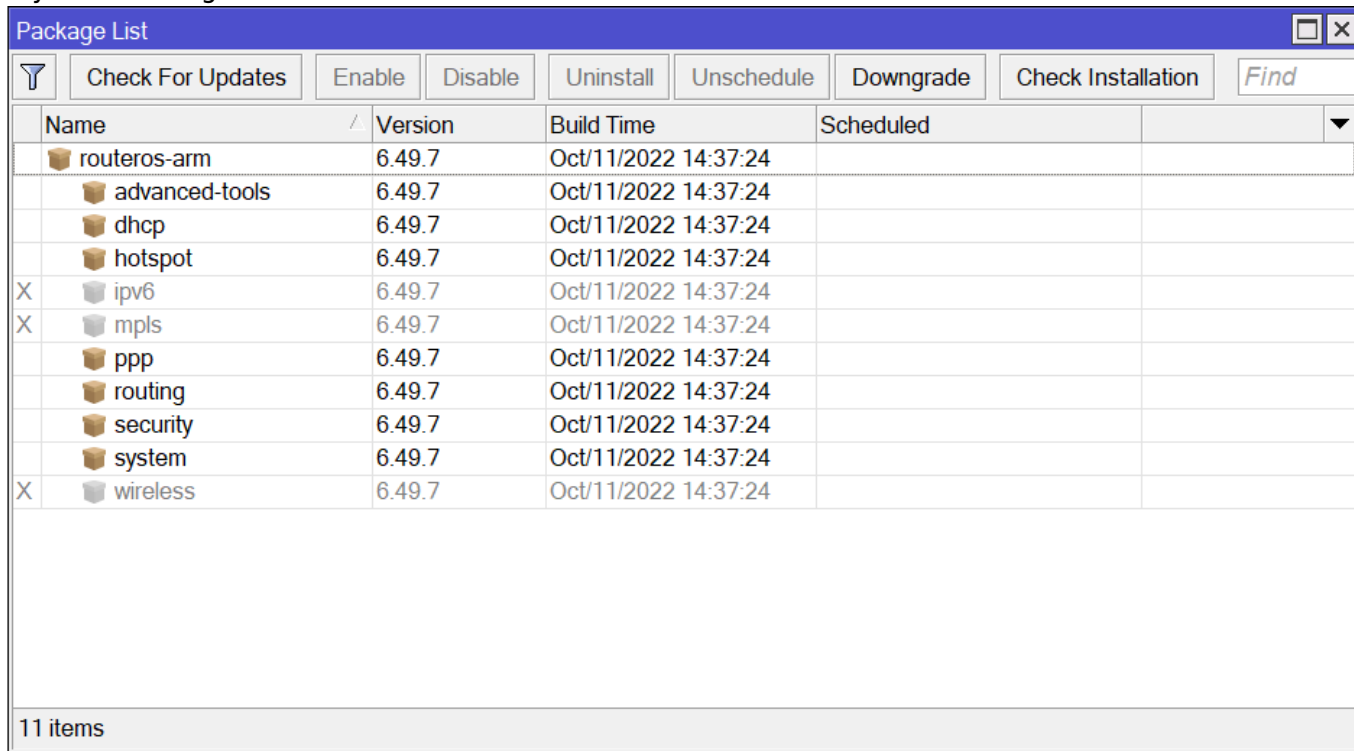


[bastionado](#), [mikrotik](#), [seguridad](#), [hardening](#)

Bastionado

Deshabilitamos paquetes que no usemos

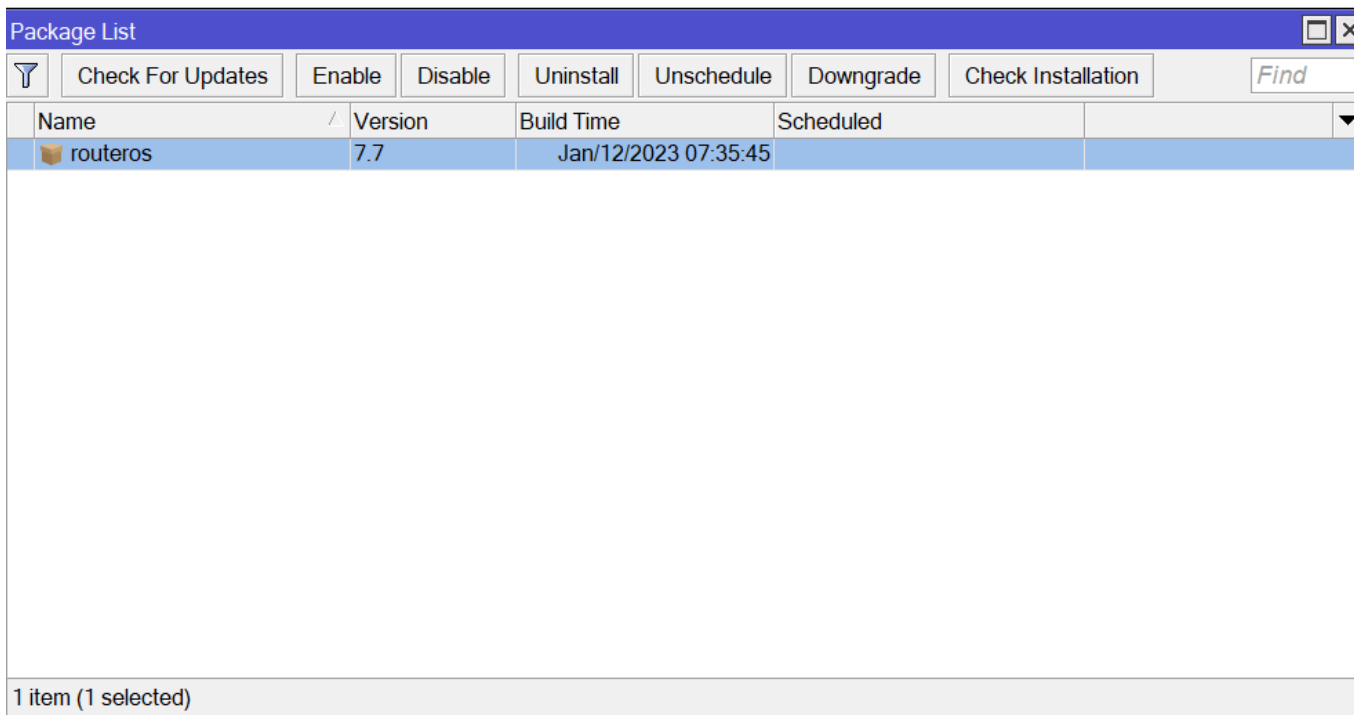
Dependiendo de nuestras necesidades deshabilitaremos o habilitaremos algunos de los paquetes /System/Packages



Name	Version	Build Time	Scheduled
routeros-arm	6.49.7	Oct/11/2022 14:37:24	
advanced-tools	6.49.7	Oct/11/2022 14:37:24	
dhcp	6.49.7	Oct/11/2022 14:37:24	
hotspot	6.49.7	Oct/11/2022 14:37:24	
X ipv6	6.49.7	Oct/11/2022 14:37:24	
X mpls	6.49.7	Oct/11/2022 14:37:24	
ppp	6.49.7	Oct/11/2022 14:37:24	
routing	6.49.7	Oct/11/2022 14:37:24	
security	6.49.7	Oct/11/2022 14:37:24	
system	6.49.7	Oct/11/2022 14:37:24	
X wireless	6.49.7	Oct/11/2022 14:37:24	

11 items

Para la versión 7

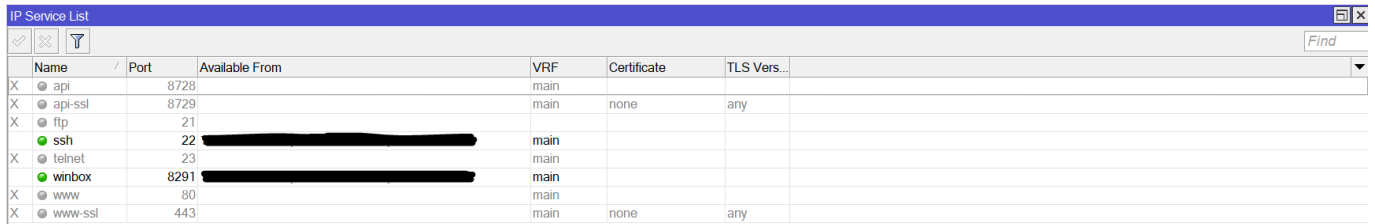


Name	Version	Build Time	Scheduled
routeros	7.7	Jan/12/2023 07:35:45	

1 item (1 selected)

Deshabilitamos servicios que no necesitemos

Para deshabilitar los servicios vamos a → IP/Services



The screenshot shows the 'IP Service List' window in Mikrotik WinBox. It contains a table with columns: Name, Port, Available From, VRF, Certificate, and TLS Vers... The table lists several services with their respective ports and VRF settings. Some 'Available From' fields are redacted with black bars.

Name	Port	Available From	VRF	Certificate	TLS Vers...
X <input type="radio"/> api	8728		main		
X <input type="radio"/> api-ssl	8729		main	none	any
X <input type="radio"/> ftp	21				
<input checked="" type="radio"/> ssh	22	[REDACTED]	main		
X <input type="radio"/> telnet	23		main		
<input checked="" type="radio"/> winbox	8291	[REDACTED]	main		
X <input type="radio"/> www	80		main		
X <input type="radio"/> www-ssl	443		main	none	any

En el campo **Available from** indicamos las direcciones ip desde las que permitimos el acceso

Referencias

- <https://soporte.syscom.mx/es/articles/2181164-mikrotik-6-consejos-de-seguridad>
- <https://www.raulprietofernandez.net/blog/mikrotik/como-proteger-tu-router-mikrotik-con-routeros>
- <https://soporte.syscom.mx/es/articles/1439423-mikrotik-configuracion-firewall-basico>

From:
<http://wiki.intrusos.info/> - LCWIKI

Permanent link:
<http://wiki.intrusos.info/doku.php?id=hardware:mikrotik:bastionado&rev=1677236792>

Last update: **2023/02/24 12:06**

