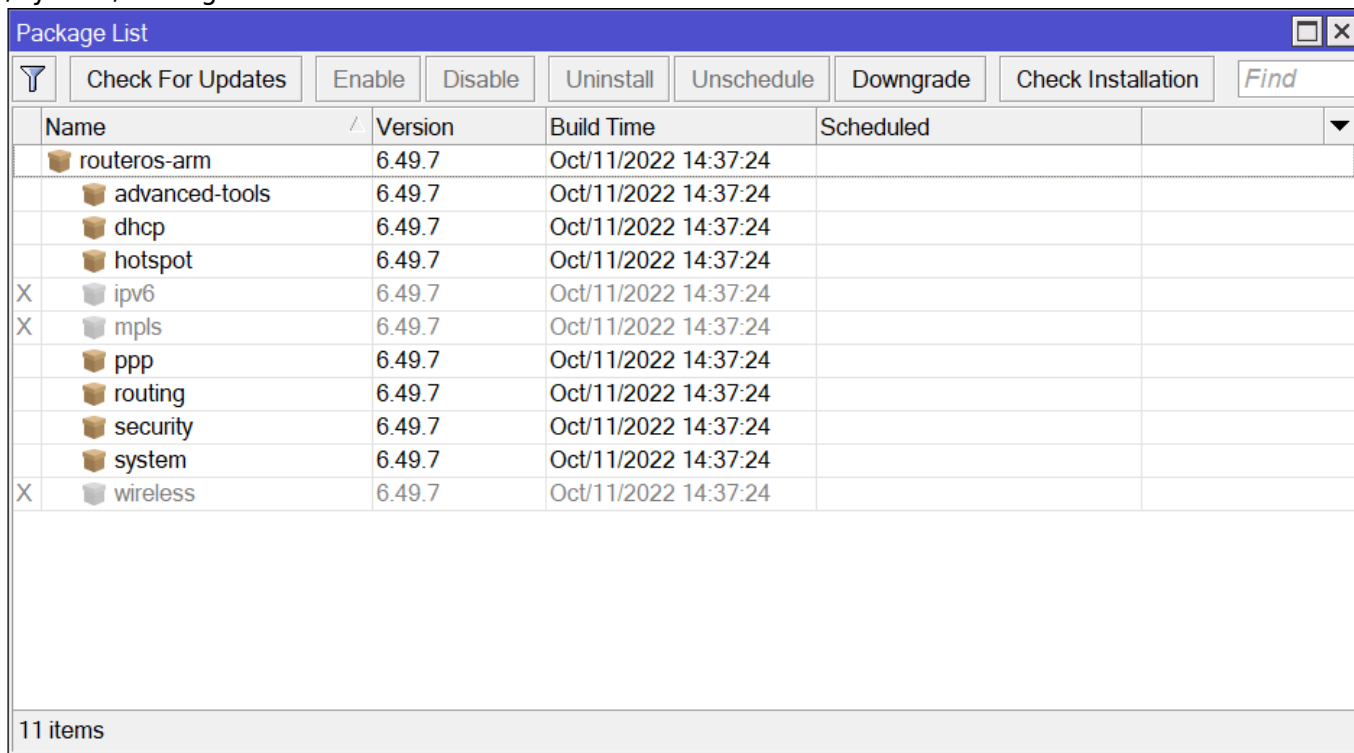


[bastionado](#), [mikrotik](#), [seguridad](#), [hardening](#)

# Bastionado

## Deshabilitamos paquetes que no usemos

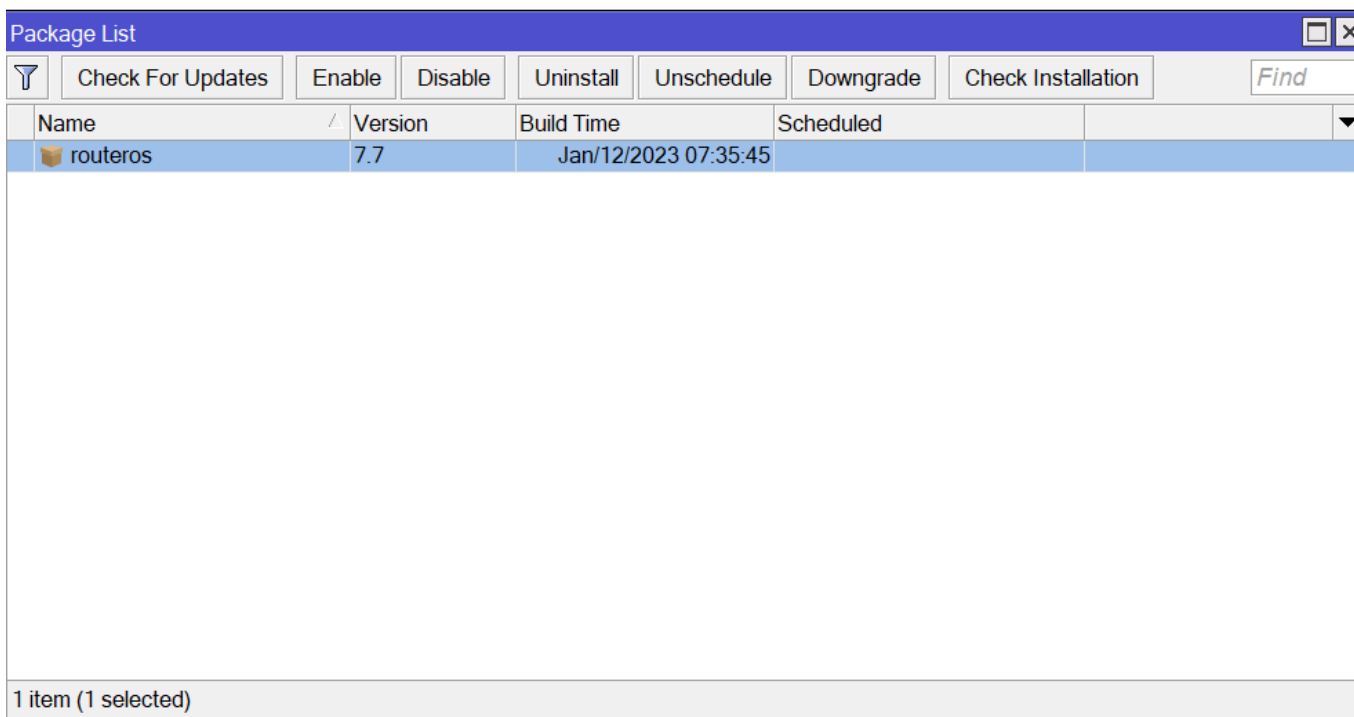
Dependiendo de nuestras necesidades deshabilitaremos o habilitaremos algunos de los paquetes /System/Packages



Name	Version	Build Time	Scheduled
routeros-arm	6.49.7	Oct/11/2022 14:37:24	
advanced-tools	6.49.7	Oct/11/2022 14:37:24	
dhcp	6.49.7	Oct/11/2022 14:37:24	
hotspot	6.49.7	Oct/11/2022 14:37:24	
X ipv6	6.49.7	Oct/11/2022 14:37:24	
X mpls	6.49.7	Oct/11/2022 14:37:24	
ppp	6.49.7	Oct/11/2022 14:37:24	
routing	6.49.7	Oct/11/2022 14:37:24	
security	6.49.7	Oct/11/2022 14:37:24	
system	6.49.7	Oct/11/2022 14:37:24	
X wireless	6.49.7	Oct/11/2022 14:37:24	

11 items

Para la versión 7

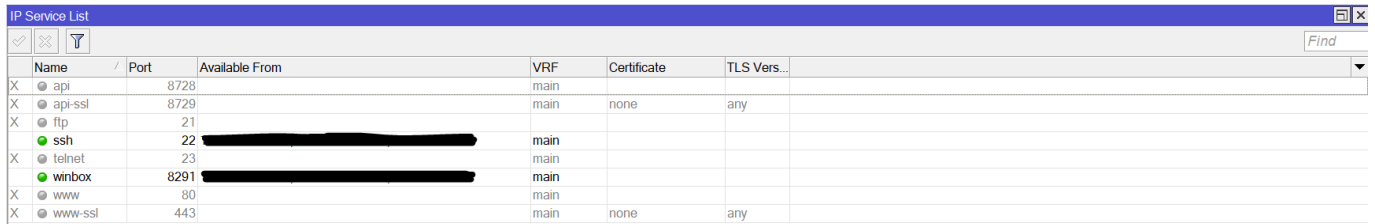


Name	Version	Build Time	Scheduled
routeros	7.7	Jan/12/2023 07:35:45	

1 item (1 selected)

## Deshabilitamos servicios que no necesitamos

Para deshabilitar los servicios vamos a → IP/Services



The screenshot shows the 'IP Service List' window in Mikrotik WinBox. It contains a table with columns: Name, Port, Available From, VRF, Certificate, and TLS Vers... The table lists several services with their respective ports and VRF settings. Some 'Available From' fields are redacted with black bars.

	Name	Port	Available From	VRF	Certificate	TLS Vers...
X	api	8728		main		
X	api-ssl	8729		main	none	any
X	ftp	21				
	ssh	22		main		
X	telnet	23		main		
	winbox	8291		main		
X	www	80		main		
X	www-ssl	443		main	none	any

En el campo **Available from** indicamos las direcciones ip desde las que permitimos el acceso

## Referencias

- <https://soporte.syscom.mx/es/articles/2181164-mikrotik-6-consejos-de-seguridad>
- <https://www.raulprietofernandez.net/blog/mikrotik/como-proteger-tu-router-mikrotik-con-routeros>

From:  
<http://wiki.intrusos.info/> - LCWIKI

Permanent link:  
<http://wiki.intrusos.info/doku.php?id=hardware:mikrotik:bastionado&rev=1677236755>

Last update: **2023/02/24 12:05**

